

Web - Shy Snails - 24 June – 27 June (1 week)




ART & CRAFT

- Decorate snails with prints – Shell of snail cutout will be given and children will use a spiral string stuck on blocks for printing on it
- Play dough fun- Children will play with clay
- Colouring within towering rings – Children will be given art sheet and ring for crayon colouring inside the hollow space of ring.
- Printing with circular objects – Different circular objects will be given to children with paint where they will dip in paint and print it on paper




LANGUAGE ARTS

- Story: A homeless snail – Teacher will show story on a big screen and will have oral conversation with children
- Story: Why do snails have a shell- Teacher will show story on a big screen and will have oral conversation with children
- Picture talk – Teacher will show a Picture of: ' Snail on a rainy day' and will have oral conversation with children
- Story: Values – Teacher will read story books to children
- Songs and Rhymes – Oral recitation with action




PHYSICAL ACTIVITIES

- Simple Exercise
- Free Play – Peg puzzle, toddler rings, blocks, etc.,
- Zumba Dance



DRAMATIC PLAY/ GAMES

- Snail crawling - Children will crawl like Snail in class



MUSIC & MOVEMENT/ SONGS & RHYMES

- Five little snails
- I am a little snail
- Snail

Video:


- Sammy Snail
- Garden snail
- The snail song



SENSORY SKILLS & SCIENCE ACTIVITIES


Exploration:

- Observing snails – Teacher will get a real specimen of snail will so the children's to observe
- Feed the snails – A real specimen of snail brought by teacher for children's for feeding
- Snail Hunt- Cutouts of snail will be scattered by teacher in classroom and children will find snails around its class



GROUP ACTIVITY

- Portfolio: Stringing beads – Children will be given beads which they will learn to string in a shoe lace.
- Sticking circles – Children will be provided with circle paper cutouts and will stick them.
- Tracing on a sand tray- Children will trace letters or number in a real sand.



CONCEPT / COGNITIVE SKILLS

EVS

- Introduction to snails – Introduction of theme will be done through PPT & Video
- Introduction to emotion: Happy - Children will be shown PPT & Video
- Reinforce snails – Children will be shown PPT & Video

LITERACY

- Introduction letter 'C' – Children will be shown Flashcards, story, formation of letter in air & slate
- Rainbow tracing letter 'C' – Worksheet
- Reinforce letters A,B and C – Children will be shown Flashcards, story, formation of letter in air & slate
- Take the snail to the leaf by tracing on right curve- Worksheet

MATH

- Introduction to number '1'- Children will be shown Flashcards, story, formation of letter in air & slate
- Rainbow tracing of number '1' – Worksheet
- Trace and draw for number 1: Children will trace number 1 and draw 1 circle on Worksheet
- Introduction to colour Blue – Introduction will be done with different Blue objects
- Introduction to hard and soft - Introduction will be done with different real objects to touch and Feel

HINDI

- Reinforce Varnamala – Children will be shown PPT & Video
- Songs and Rhymes

